

# Outbreak management update

Health & Wellbeing Board

19<sup>th</sup> May 2021

# COVID-19 Stockton-on-Tees data dashboard



Up to 16 May 2021

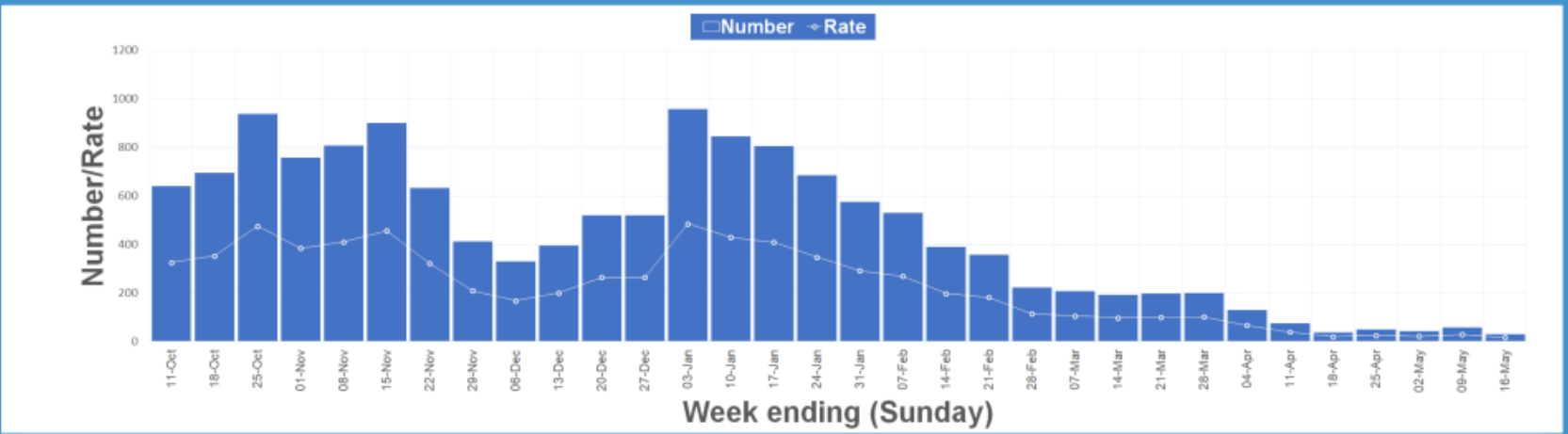
**Number of new cases**

<b>New cases in the last 7 days</b> <small>(10 to 16 May)</small>	<b>New cases in the previous 7 days</b> <small>(3 to 9 May)</small>
<b>32</b> ↓	<b>58</b>

**Number of new cases per 100,000 population**

<b>Stockton-on-Tees</b> <small>(10 to 16 May)</small>	<b>Tees Valley</b> <small>(10 to 16 May)</small>	<b>North East</b> <small>(10 to 16 May)</small>	<b>England</b> <small>(10 to 16 May)</small>
<b>16.2</b> ↓	<b>16.6</b> ↓	<b>18.6</b> ↓	<b>20.4</b> ↓

Weekly COVID-19 cases / 7-day rate in Stockton-on-Tees (October 2020 to date)



**Number of COVID-related deaths** Source: <http://coronavirus.data.uk>

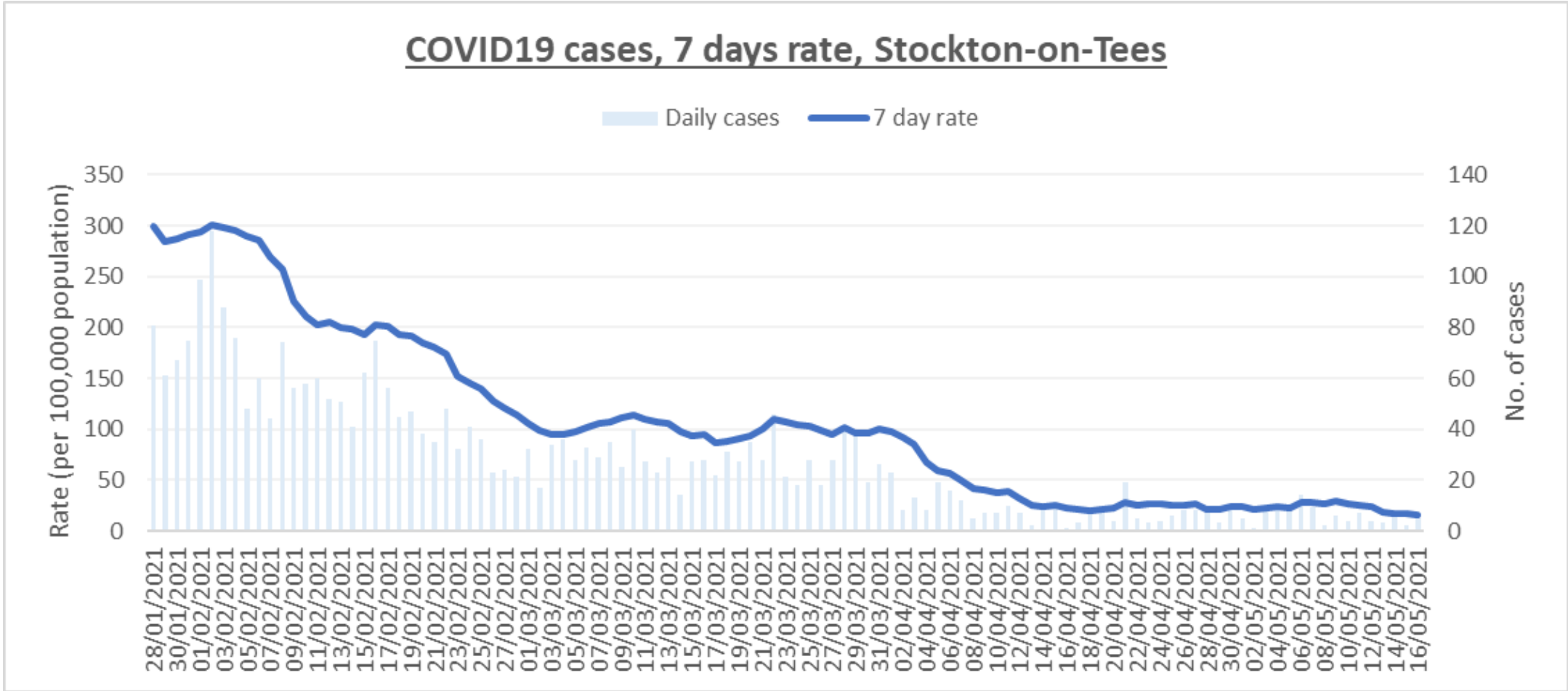
<b>In the last 7 days</b> <small>(1 to 7 May)</small>	<b>In the previous 7 days</b> <small>(24 to 30 April)</small>	<b>Since the start of the pandemic</b> <small>(24 to 30 April)</small>
<b>1</b> ↔	<b>1</b>	<b>498</b>

**NHS vaccine roll-out** (% of over 16s that have received their first dose) Source: <https://www.england.nhs.uk/statistics>

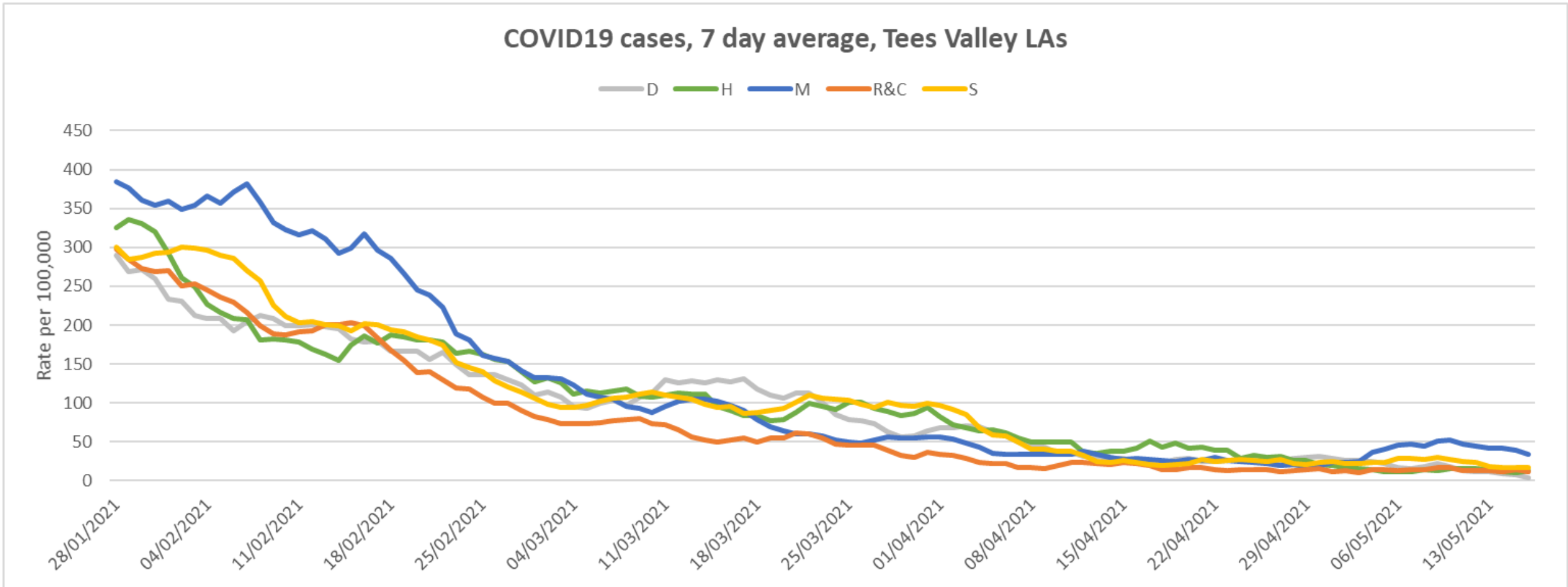
<b>Stockton-on-Tees</b>	<b>North East</b>	<b>England</b>
<b>63.5%</b>	<b>62.7%</b>	<b>58.3%</b>

Visit <https://coronavirus.data.gov.uk/details/interactive-map> for the COVID-19 interactive map.

# Infection rates

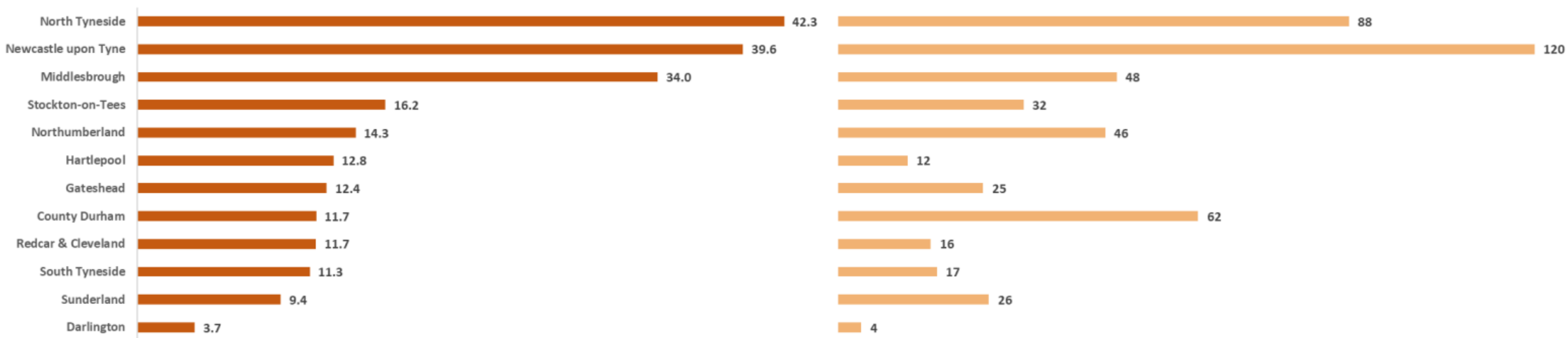


# Tees Valley

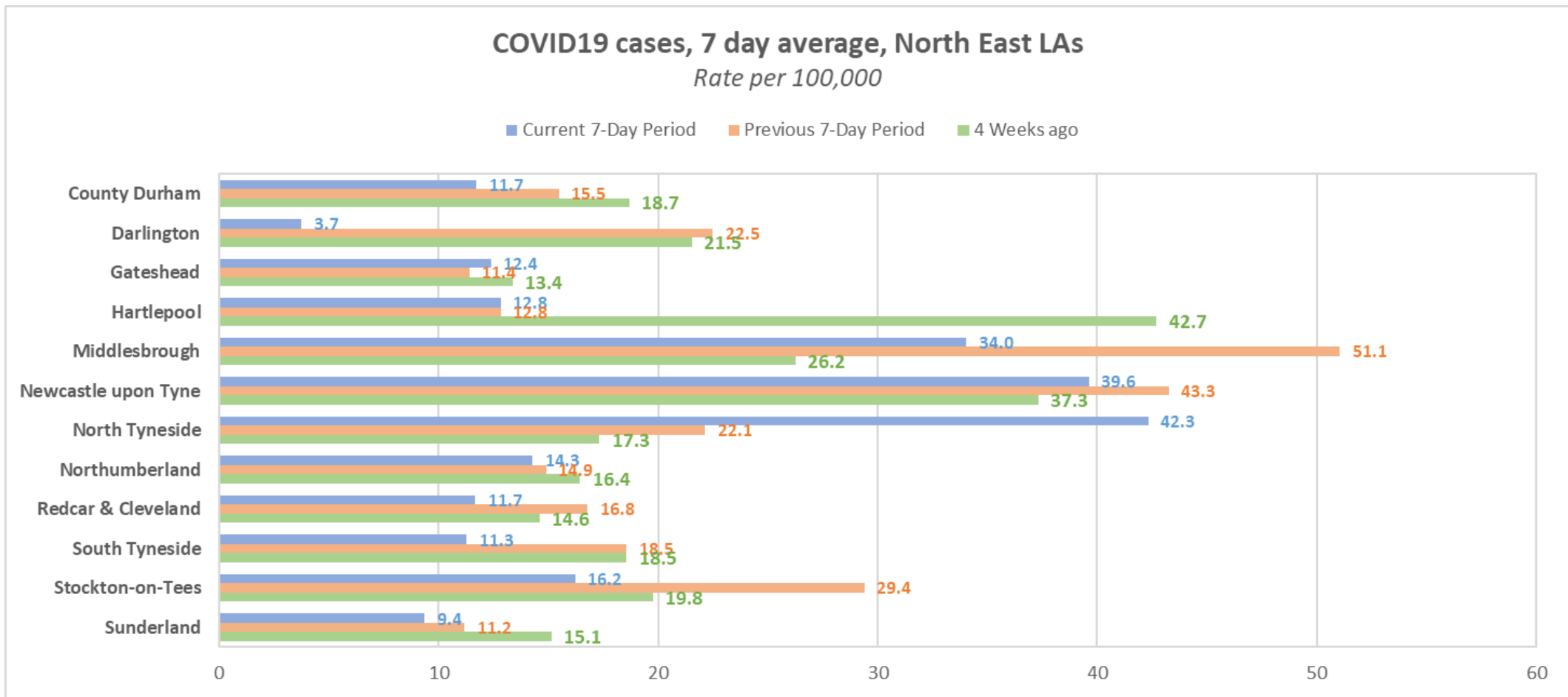


# North East

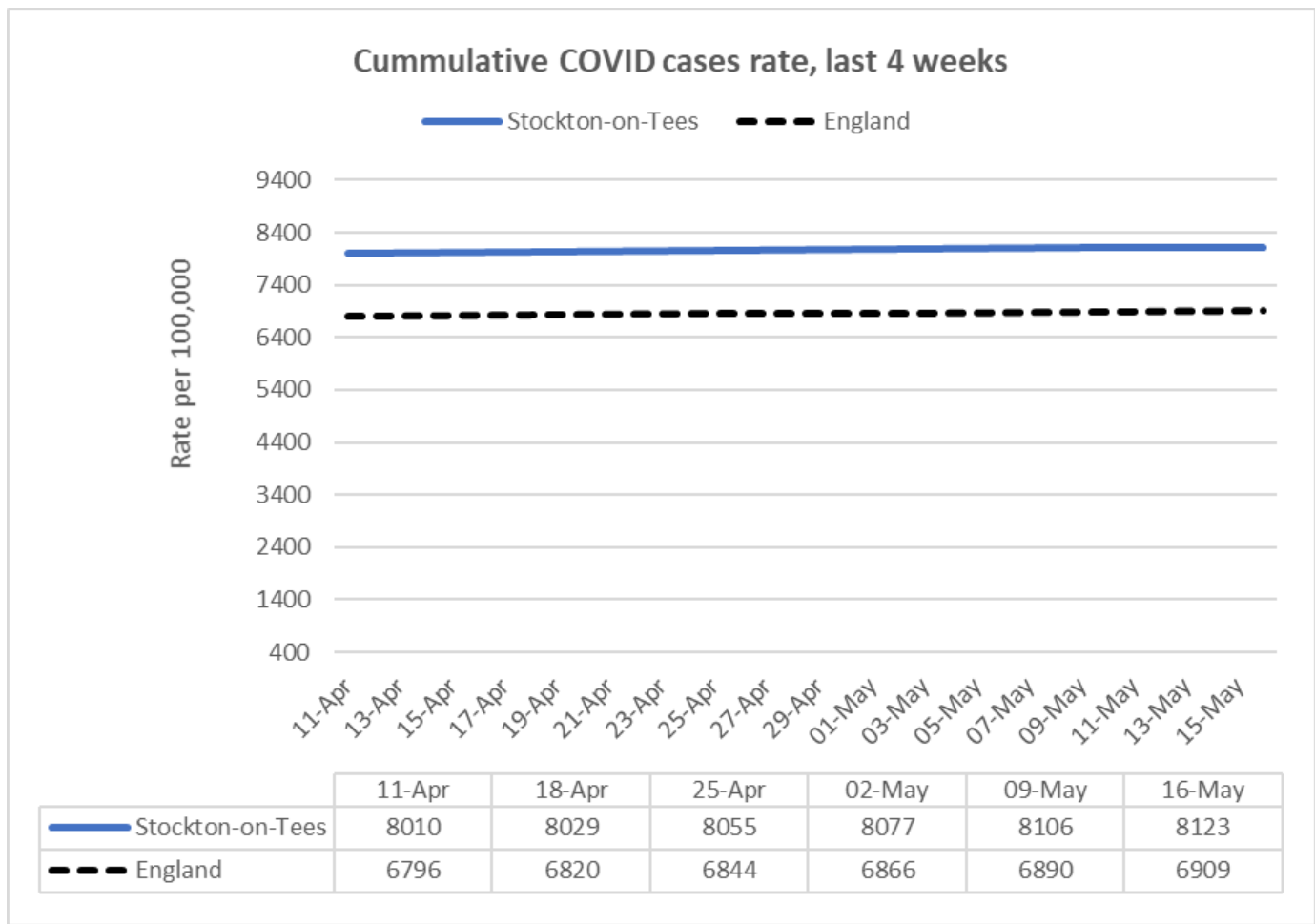
7-Day Cases (PHE - Pillars 1 & 2) by UTLA



# North East



# England



# Key information

- Stockton-on-Tees currently has the 4<sup>th</sup> highest 7-day infection rate in the North East
- Stockton-on-Tees rate has decreased in the last 4 weeks and in the last 7 days
- Newcastle, North Tyneside and Middlesbrough have seen an increase in rate compared to 4 weeks ago
- Vaccination uptake in Stockton-on-Tees is higher than the national average



# Transmission

- Community transmission. Rates more vulnerable to fluctuation now cases are lower
- Some household transmission (between / within)
- Cases across age groups but mostly young people / school children; >60s v. low rates
- Some remaining outbreaks across key settings but much reduced (some workplaces, education; but care homes now v few)
- Reduced impact on hospitals
- Prevention and response activity continues – future-proofing and forward planning, learning from national pilots e.g. support for isolation

# Communications & engagement

- Hands, face, space, fresh air
- Testing, isolation and support
- Support to vaccine comms: take the vaccine when offered; continue adhering to control measures
- Things are not yet 'normal'
- Community Champions – now >100, representing a range of communities & backgrounds
  - Reach into communities re: vaccine, testing & perceptions / risk re: Covid

# Vaccine inequalities

- Inequalities plan lead by CCG
- Clinics for asylum seeker & migrant population; homeless population; planning approach to areas of greater deprivation / workplaces
- 'Evergreen' offer
- Priority: 2<sup>nd</sup> dose; and cohorts 1-9 (move from 12 to 8 weeks)

# Testing & tracing

## Asymptomatic testing

- 6 new community-based testing centres – ongoing work to promote uptake; also targeted testing offer linked with support offer in communities
- 47 community Collect locations, uptake good
- Flexibility of local offer is key – increasing national emphasis
- National pilots of ‘test to release’

## Contact tracing

- Local-0 going well - all cases now followed up locally
- Resourcing longer term is needed & PH system is changing

# Variants of Concern

- National & local processes re: surge testing
- Indian variant
  - High rate of increase but actual numbers low – close ongoing monitoring
  - Impact on vaccine effectiveness still needs to be understood
  - Key is how far variant is more transmissible than 'Kent' variant
  - Continued importance of vaccine & testing
  - Strong national approach to genome sequencing positive tests, to detect variant cases

# Covid Marshals

- Ongoing support to local businesses as progress along roadmap
- Supportive visits & warning / enforcement activity where required, majority of local businesses compliant